

Earth Day

1 Read.

It's Earth Day today.
On Earth Day we do things
to help the Earth.




Reuse and
recycle.



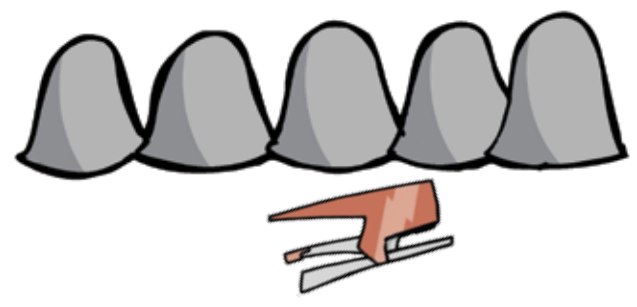
Turn off the lights when
you leave the room.
Don't let the water run.




2 Reuse an egg carton and make a caterpillar.



1. Separate 4, 5 or 6 cups from an egg carton.



2. Staple the egg carton cups together forming a line.



3. Using scissor points, make two holes at the one end for the antennae.



4. Insert pipe cleaners for the antennae.




5. Draw eyes and a mouth. Then decorate the caterpillar with markers.



Mother's Day

1 Make a Mother's Day card.


To make the flower...



1. Trace the flower.



2. Color the flower.



3. Cut it out.



To make the card...



1. Fold a piece of paper or cardboard.



2. Stick your flower on the card.



3. Write your Mother's Day wish.



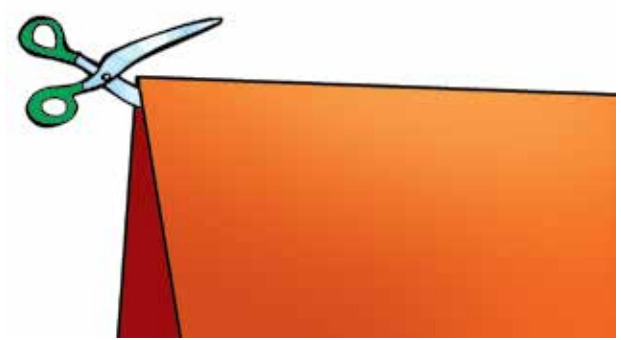

Lunar New Year

1 Read.

- Lunar New Year is on a different day every year.
- There's a parade and beautiful fireworks, too!
- It is a 15-day vacation. People eat with their families and give presents.





2 Make a Lunar New Year parade dragon.




1. On a piece of cardboard, draw a dragon's head and a tail. Cut the head and tail out and decorate with bright colors, glitter and bright feathers.

2. Fold a piece of bright colored paper in half the long way. Cut along the fold line to make two rectangles.



3. Fold each rectangle up like an accordion.

4. Staple the rectangles together to form one long piece (the dragon's body).



5. Glue the head at one end of the body and the tail at the other end. Tape a straw to the back of the head and tail.